

Armourer's Choice Legio X Female Hard Armor Self – Measurement Guide

Female candidates should wear garments that would be worn with hard armor and carrier. Annotate front and garment measurements for proper fit, form and function.

STEP 1: FRONT MEASUREMENT (Width x Height)

All front measurements should be taken twice: while seated at ease and standing at ease. Note the average measurement between the two positions, or the dominate duty position measurement.

Points 1-2: Width point to point measurement (aka papilla mammae to papilla mammae – this is your side to side recommended plate width.)

Points 3-4: Height top of sternum to navel measurement (aka jugular or suprasternal notch to umbilical - and subtract three inches from total – this is your top to bottom recommended plate height.)

STEP 2: GARMENT TYPE & CUP MEASUREMENT

Now annotate your preferred undergarment type and cup size:

sports bra & cup/volume (i.e. 32A, 36C, 38DD...)

bra with wire

bra without wire

no bra

other




STEP 3: Take Step 1&2 values to the sizing chart for choice of plate size in SC, MC or LC



Female Hard Armor Sizing Chart

STEP 1: Choose your Front Measurement (WxH)

				
XXL	XL	L	M	S
11x14	10.3x13.3	9.5x12.5	8.8x11.8	8.1x11.1

<u>STEP 2</u>							<u>STEP 3</u>	
Choose your Garment Measurement	 Standard Curvature SAPI Plate	SC5	SC4	SC3	SC2	SC1	Choose your Plate Size - SC, MC, LC	
	<i>Example 1: If your front measures 7x12, and garment measurement is a 32B with sports bra, we recommend an SC1,MC1 or MC2 size plate.</i>							
	 Medium Curvature A~B~35C cup size	MC5	MC4	MC3	MC2	MC1		
<i>Example 2: If your front measures 10x12.75, and garment measurement is a 36E with underwire bra, then we recommend an LC3 or LC4 size plate.</i>								
 Large Curvature 36C~D~E cup size		LC4	LC3	LC2	LC1			

Sizing

Recommendations:

If you are accustomed to the Standard issue SAPI, we recommend remaining with the SAPI form or iterating to the next size curvature plate, the MC.

If you are uncertain based on a close measurement between sizes, we recommend going with the smaller size in both front and garment measurements.

Sizing specialists are available to assist with questions or product specifications.



Plate carriers are also available** to accommodate female armor features and follow the same sizing convention. For example, if you are fitted for an LC3 front plate, we recommend an LC3 carrier with SC3 back plate.

**Please Note: our MC and LC product line does not fit in industry standard plate carriers designed to fit the Standard SAPI plate. Please talk to our sizing specialists for a standard female plate carrier or a custom design for your specific requirements.